











To E-sign the documents, simply click on the highlighted area to insert your signature

Click 'continue to next page' or chose the next page from the bookmarked column on the left

**SIGN HERE**

**FHA LOANS ONLY**  
IF YOU PREPAY YOUR LOAN ON OTHER THAN THE REGULAR INSTALLMENT DATE, YOU MAY BE ASSESSED INTEREST CHARGES UNTIL THE END OF THAT MONTH.

**GOVERNMENT LOANS ONLY**  
RIGHT TO FINANCIAL PRIVACY ACT OF 1978 - This is a notice to you as required by the Right to Financial Privacy Act of 1978 that the Department of Housing and Urban Development or Department of Veterans Affairs has a right of access to financial records held by a financial institution in connection with the consideration of administration of assistance to you. Financial records involving your transaction will be available to the Department of Housing and Urban Development or Department of Veterans Affairs without further notice or authorization but will not be disclosed or released to another Government agency or Department without your consent except as required or permitted by law.

**Sign Here**

APPLICANT SIGNATURE \_\_\_\_\_

APPLICANT SIGNATURE \_\_\_\_\_

APPLICANT SIGNATURE \_\_\_\_\_

APPLICANT SIGNATURE \_\_\_\_\_

DISCLOSURE NOTICES  
DN6.MSC 09/01/10

Page 2 of 2

DocMagic eForms  
www.docmagic.com

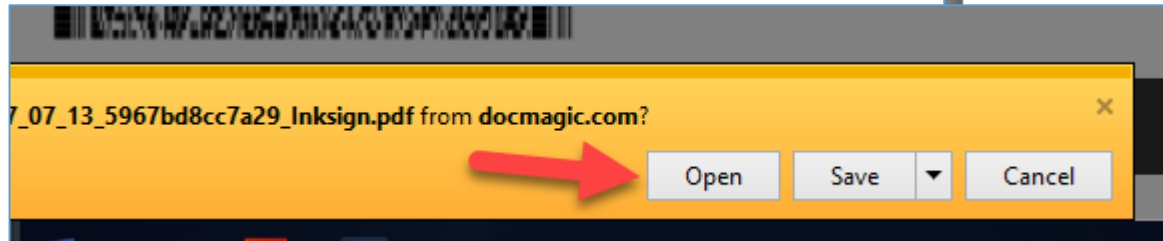
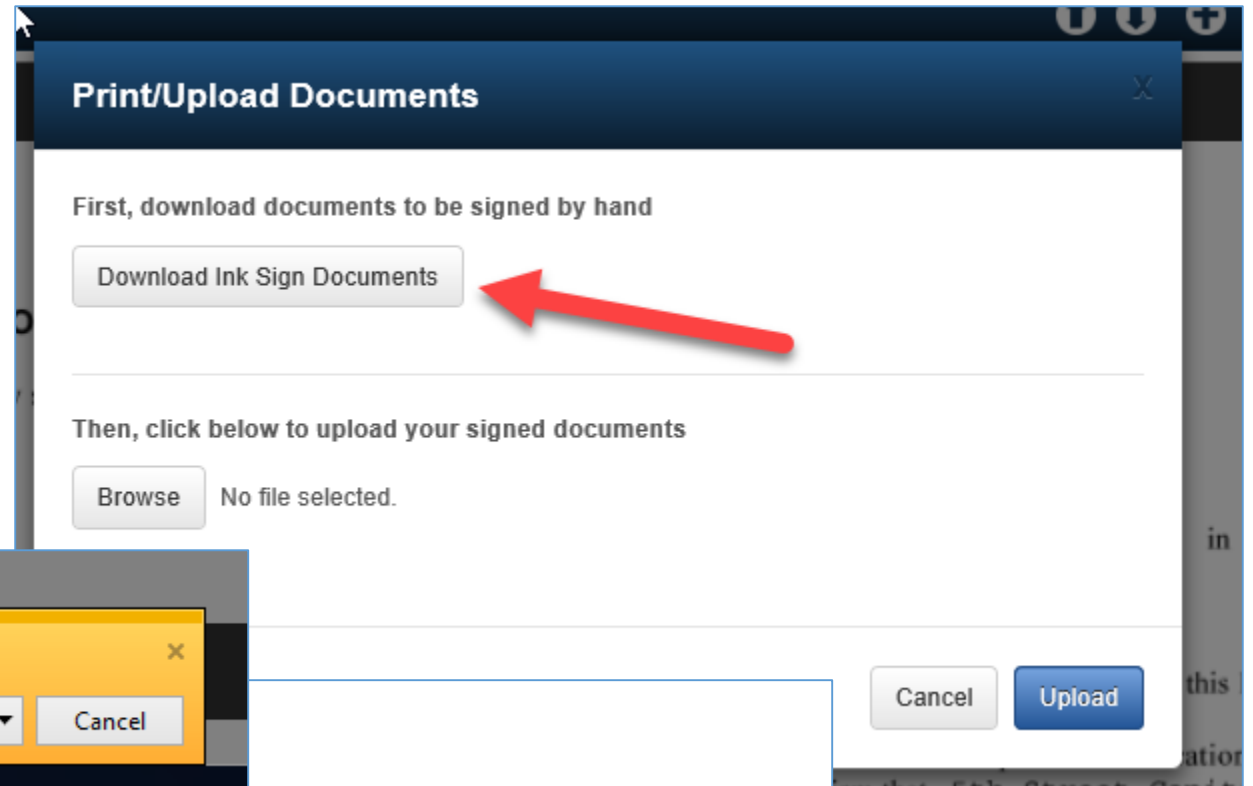
[Continue to next page >>](#)

**eSign - Initial Disclosure**

- 29
- EVIDENCE OF JOINT APPLICATION
- 30
- FEDERAL EQUAL CREDIT OPPORTUNITY ACT NOTICE (ECOA)
- 31
- FIRST LIEN/TITLE CLEARANCE LETTER
- 32
- HOUSING COUNSELORS NEAR YOU
- 33

There is 1 form that requires an ink signature:

- 'Download'
- 'Open'
- 'Print'



Form SSA-89 (04-2017)  
Social Security Administration OMB No. 0960-0760

**Authorization for the Social Security Administration (SSA)  
To Release Social Security Number (SSN) Verification**

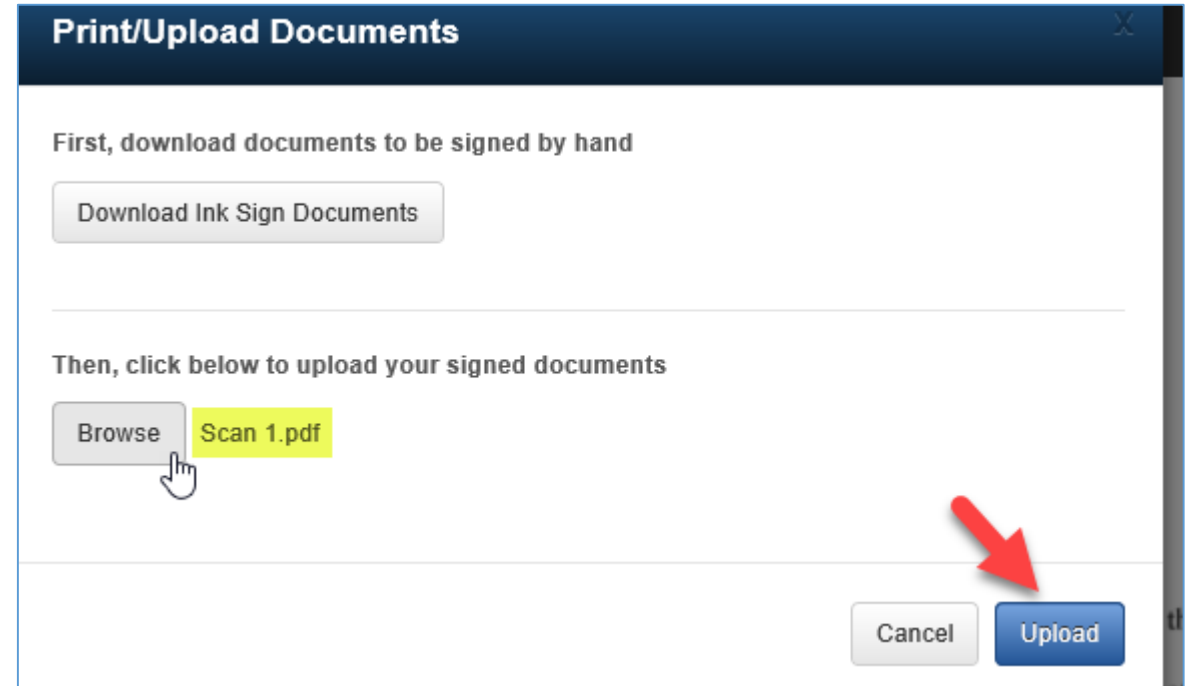
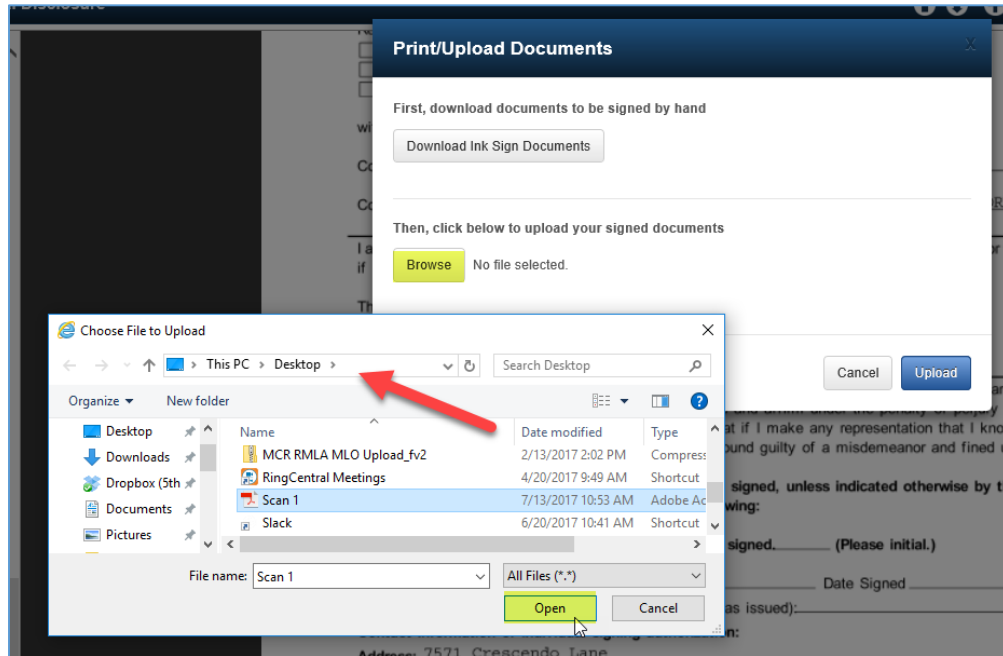
Printed Name:	Date of Birth:	Social Security Number:
---------------	----------------	-------------------------

I want this information released because I am conducting the following business transaction:

After signing, you will need to scan the document and save it to your computer.

- 'Browse' and find where the doc is saved
- 'Open' the saved doc
- 'Upload' the executed doc

OR you can fax to the provided #



## RETURN INSTRUCTIONS

### Document Upload:

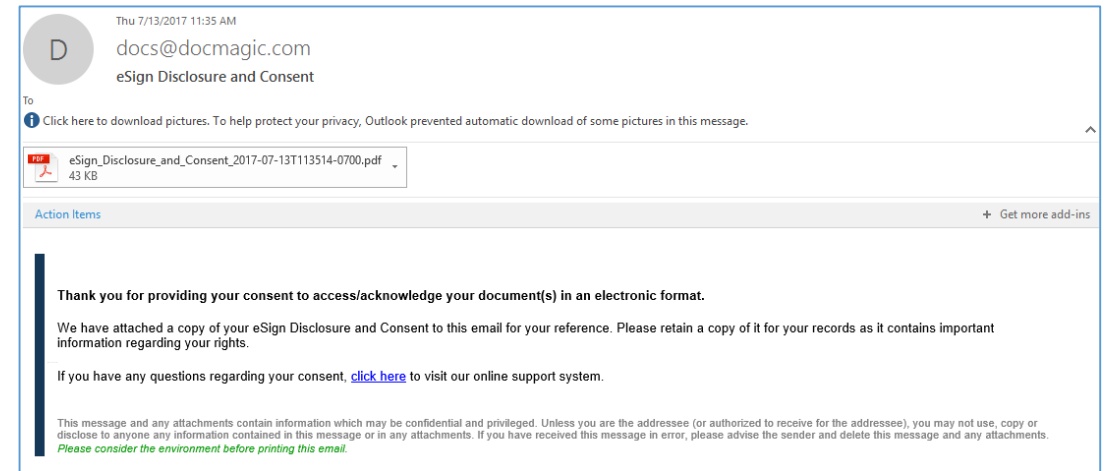
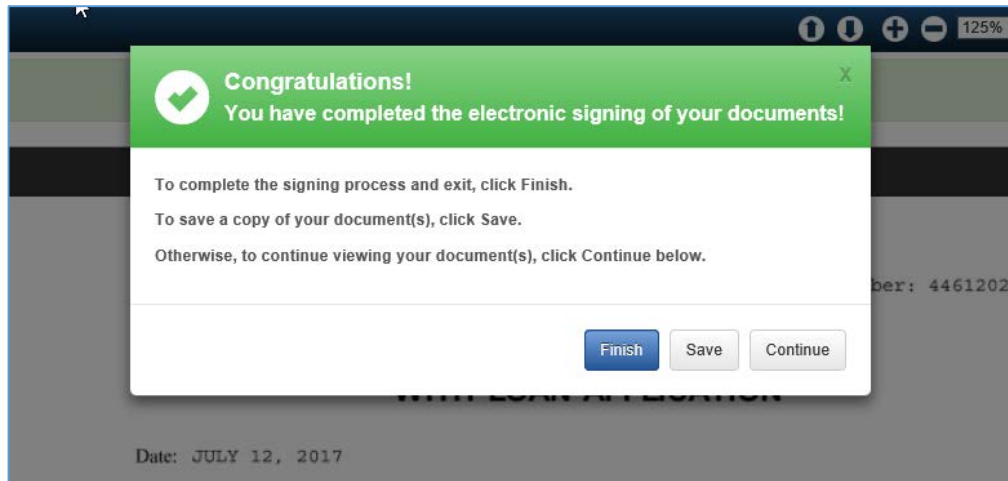
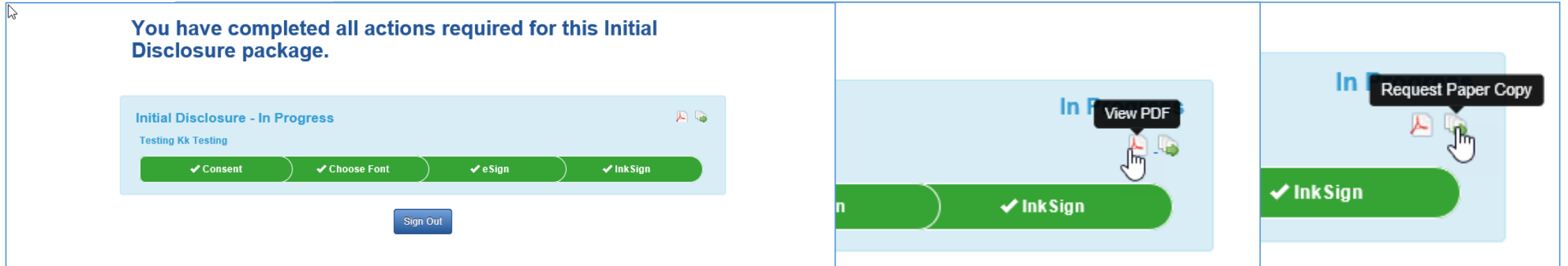
- Scan signed documents to PDF file
- Use Upload link within eSign session and follow on-screen prompts

### Facsimile:

- FAX to 1-866-620-1583



# Verify confirmation of completion



End of Document